

Data sheet

# Oil Nozzles Types HR and SR

**Application**

Oil nozzles types HR and SR are designed for domestic high-pressure oil burners where roundshaped nozzle head are requested. They are available with 3 different spray angles and sizes from 0.3 to 1.00 USgal/h. HR and SR nozzles are equipped with sintered bronze filter and have the same performances as the corresponding sizes of OD-nozzles.

**Features:**


- Light and heavy oil
- EN nozzles from 1.46 to 3.72 kg/h
- Standard nozzles 0.30 and 0.35 USgal/h
- 100% test of capacity and performance in accordance with EN

**Identification**

The EN nozzles 1.46 to 3.72 are marked with these informations.  
Other nozzles are without EN marking.



**Stamped on the flats:**

<b>2.37</b>	EN specified capacity (kg/h)
<b>EN 80° II</b>	Spray angle & Angle index (according to EN 293/EN 299)
<b>EN specification point</b>	1000 kPa (10 bar), 3.4 cSt., 840 kg/m <sup>3</sup> Capacity tolerance: ± 4%
	Serial number for internal use
<b>0.60</b>	Reference capacity (USgal/h)
<b>60° SR</b>	Spray angle & pattern (HR = Hollow, SR = Solid)
<b>Reference specification point</b>	700 kPa (7 bar), 3.4 cSt., 820 kg/m <sup>3</sup>

**Technical data**

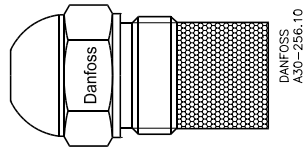
Reference capacity USgal/h	Spray angle / patterns				Specified capacity kg/h
	45°	60°		80°	
0.30				SR*	1.15
0.35				HR* SR*	1.35
0.40	SR		SR	HR SR	1.46
0.45	SR	HR	SR	HR SR	1.66
0.50	SR	HR	SR	HR SR	1.87
0.55	SR	HR	SR	HR SR	2.11
0.60	SR	HR	SR	SR	2.37
0.65	SR	HR	SR	SR	2.67
0.75	SR	HR	SR	HR SR	2.94
0.85	SR		SR		3.31
1.00	SR		SR	HR	3.72

\* not EN nozzles

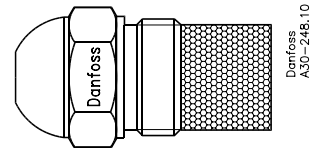
Data sheet

Oil Nozzles Types HR and SR

Filters



Capacity 0.30 to 0.35 USgal/h:  
30 µm sintered bronze

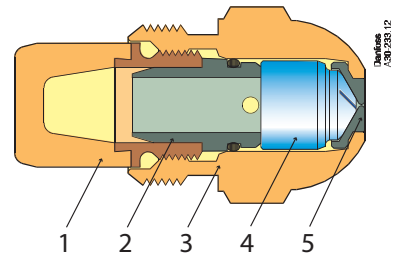


Capacity 0.40 to 1.00 USgal/h:  
45 µm sintered bronze

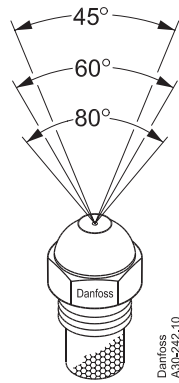
Recommended tightening torque: 15 to 20 Nm (1.5 to 2.0 kpm).  
Max. tightening torque: 25 Nm (2.5 kpm).

Design


1. Filter
2. O-ring holder
3. Nozzle housing
4. Nozzle Cone
5. Orifice disc



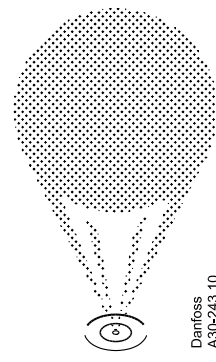
Spray angles



Spray patterns

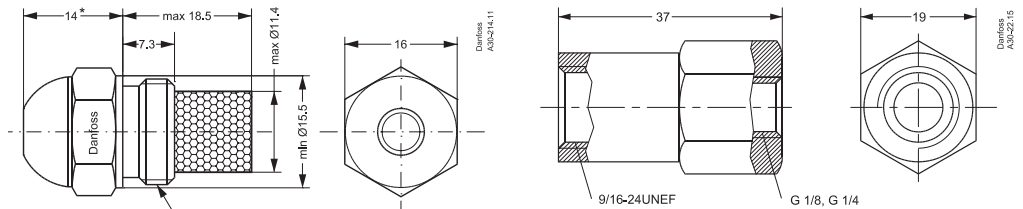


HR (Hollow)



SR (Solid)

Dimensions



\* EN-norm

Nozzle holder

Additional documentation on burner components is available on <http://heating.danfoss.com/> or <https://store.danfoss.com/>

Danfoss A/S

Heating Segment • heating.danfoss.com • +45 7488 2222 • E-Mail: heating@danfoss.com

Danfoss can accept no responsibility for possible errors in catalogues, brochures and other printed material. Danfoss reserves the right to alter its products without notice. This also applies to products already on order provided that such alterations can be made without sequential changes being necessary in specifications already agreed. All trademarks in this material are property of the respective companies. Danfoss and all Danfoss logotypes are trademarks of Danfoss A/S. All rights reserved.