

Program

DUNGS®
Combustion Controls

5.0

Pressure switches

Pressure limiters

Differential pressure switches

for


Gas and air

Flue gas and waste gas

Klima-Set

ATEX

Special gas, Biogas



Product line overview

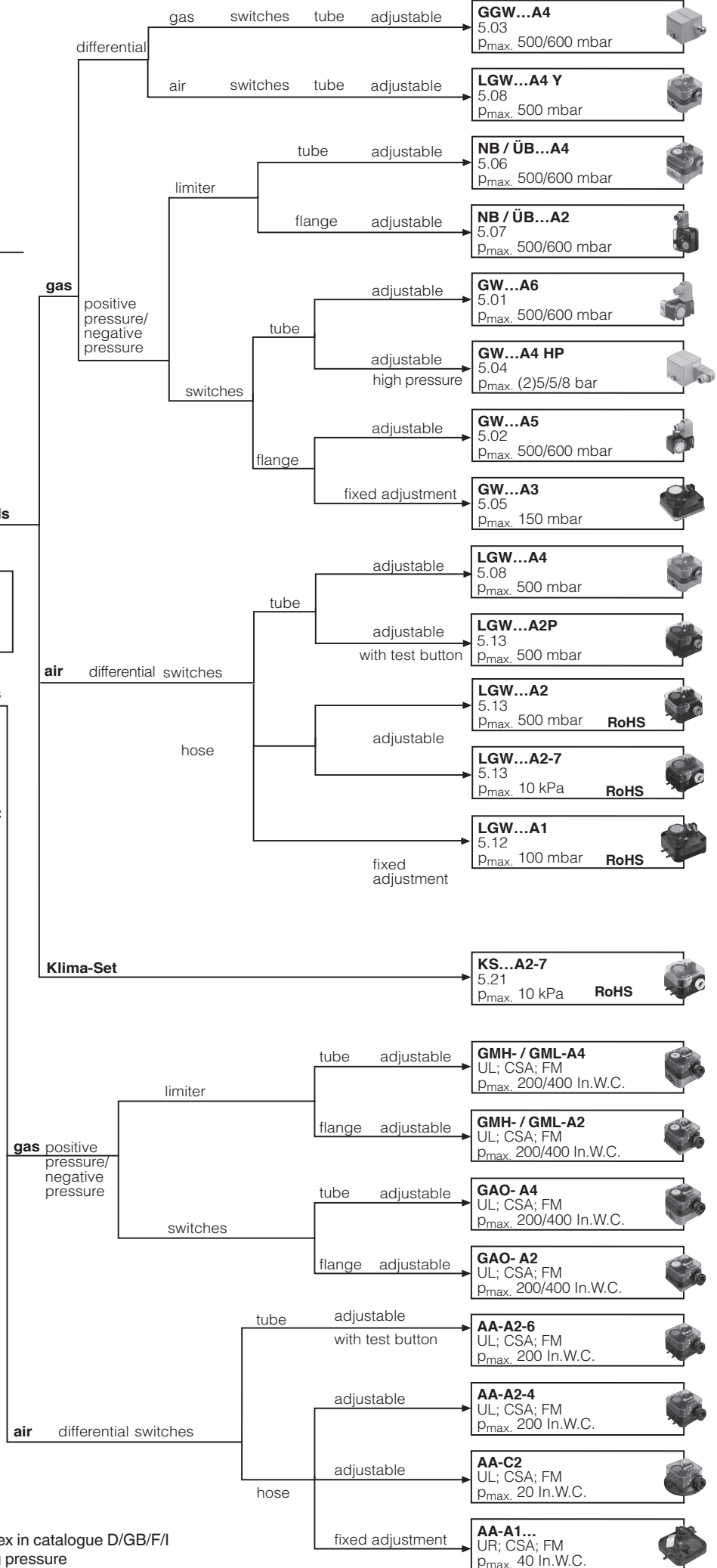
Biogas, Special gas
see data sheet
256 383 (D)
256 882 (GB)

CE-Approvals

Pressure switches

UL-/UR-Approvals

ATEX II 3 GD EEx nC IIB T 75 °C
-15 °C ≤ Ta ≤ 70 °C
see data sheet
253 566 (D)
253 567 (GB)



Type
GGW...A4
 5.03 — Datasheet-Index in catalogue D/GB/F/I
 p_{max.} 500 — Max. operating pressure

Setting range and switching difference CE-Approvals

Designation	Setting range [mbar]	switching difference [mbar]								
		LGW-A1	LGW-A2 LGW-A2P	LGW-A4 LGW-A4Y	LGW-A2-7 KS-A2-7	GW-A6 GW-A5	GGW-A4	GW-A3	NB/ÜB-A2 NB/ÜB-A4	GW-A4HP
1,5	0,3 - 1,5	0,20			0,18					
3	0,4 - 3	0,35	0,30	0,30			0,30			
3	0,7 - 3					0,70				
5	0,2 - 3,0				0,20					
6	0,3 - 6,0				0,30					
10	1,0 - 10	0,50	0,50	0,50	0,40		0,50	1,00		
10	2,0 - 10					1,00				
30	2,0 - 30				0,80					
50	2,5 - 50	1,0	1,00	1,00			1,00	2,50	•	
50	5,0 - 50					2,50				
100	20 - 100							8,00		
150	5 - 150					5,00				
150	30 - 150		3,00	3,00			3,00		•	
500	100 - 500					15,00			•	≤ 30
2000	400 - 2000									≤ 100
6000	1000 - 6000									≤ 300

Setting range and switching difference UL-/UR-Approvals

Designation	Setting range [In.W.C]	switching difference [In.W.C]						
		GAO-A4	GMH-A4 GML-A4	GAO-A2	GMH-A2 GML-A2	AA-A2-4 AA-A2-6	AA-C2	AA-A1
-1	0,08 - 0,60						0,08	
-2	0,16 - 1,20	0,12		0,12		0,12	0,12	0,14
-3	0,40 - 4,00	0,20		0,20		0,20	0,16	0,20
-4	1,00 - 20,0		•		•			0,40
-5	2,00 - 20,0	0,40		0,40		0,40		
-6	12,0 - 60,0	1,20	•	1,20	•	1,20		
-8	40,0 - 200,0	4,00	•	4,00	•			

Brief technical data

Pressure switch for gas and air

Differential pressure switch for air

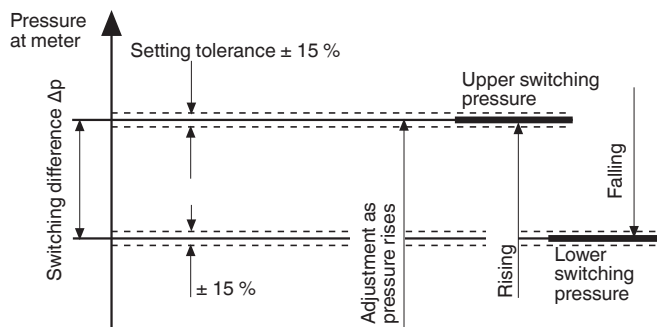
Max. operating pressures	Refer to product line overview	Refer to product line overview
Temperature ranges (minimum values)	Ambient temperature, Medium temperature (min.): -15 °C to +70 °C Important: Make sure that no condensate can enter into the pressure switch. Icing may occur at temperatures below zero and may lead to a malfunction or failure of the equipment.	Ambient temperature, Medium temperature (min.): -15 °C to +70 °C
Materials	Gas-conveying housing: aluminium die casting Diaphragms: NBR basis/Viton/Stainless steel Protective hood: polycarbonate, for .../2 design hood made of die-cast aluminium Switching contacts: silver Special design: gold-plated silver	Housing: polycarbonate Diaphragms: NBR Switching contacts: silver or gold-plated silver
Electrical connection	At terminal screws via M20 x 1,5 cable gland, for 7 mm dia. to 12.5 mm dia. cables or plug connection with angle connector as per DIN EN 175 301-803, 3-pin and protective contact.	At terminal screws via M20 x 1,5 cable gland, for 7 mm dia. to 12.5 mm dia. cables For LGW...A1 flat-type connector for 6.3 mm plug-in sleeves as per DIN 46 244 or plug connection with angle connector as per DIN EN 175 301-803, 3-pin and protective contact.
Degree of protection	Standard IP 54 (Option IP 65)	IP 00 - IP 54

Conversion table for pressure units

Unit	Name	Pa	bar	mbar	µbar	N/mm ²	lbf/in ²
1 Pa = 1 N/m ²	Pascal	1	10 ⁻⁵	0,01	10	10 ⁻⁶	0,00014
1 bar	Bar	10 ⁵	1	1000	10 ⁶	0,1	14,5037
1 mbar	Millibar	100	10 ⁻³	1	1000	10 ⁻⁴	0,0145
1 µbar	Microbar	0,1	10 ⁻⁶	10 ⁻³	1	10 ⁻⁷	0,000014
1 N/mm ²	Newton per mm ²	10 ⁶	10	10 ⁴	10 ⁷	1	145,03
1 lbf/in ² (psi)	pound per square inch	6894,76	0,06895	68,95	68948	0,00689	1

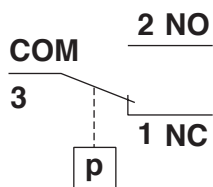
Definition of switching difference Δp

The switching difference Δp is the pressure difference between the upper and lower switching pressure.



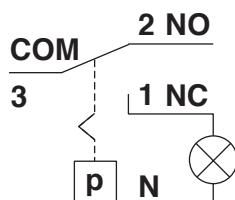
GW, LGW switching function

As pressure rises:
1 NC opens, 2 NO closes.
As pressure falls:
1 NC closes, 2 NO opens



NB switching function

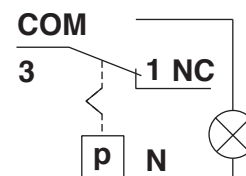
As pressure falls:
2 NO opens, 1 NC closes.
Glowlamp on, locked.



Operating state

ÜB switching function

As pressure rises:
1 NC opens, 2 NO closes.
Glowlamp on, locked.



We reserve the right to make any changes in the interest of technical progress.

Head Offices and Factory
Karl Dungs GmbH & Co. KG
Karl-Dungs-Platz 1
D-73660 Urbach, Germany
Telefon +49 (0)7181-804-0
Telefax +49 (0)7181-804-166

Postal address
Karl Dungs GmbH & Co. KG
Postfach 12 29
D-73602 Schorndorf, Germany
e-mail info@dungs.com
Internet www.dungs.com